



-  Gas
-  Liquid & Slurry
-  Solid & Powder
-  Steam & Water

# SENTRY SAF-T-VISE COUPON HOLDERS

## Corrosion Coupon Holders



### CORROSION MONITORING

Sentry® Saf-T-Vise® coupon holders offer ease of use and custom configuration for maximum versatility. The Saf-T-Vise patented locking collet is simple to use and enhances operator safety by safely securing the shaft within the process stream in both low and extremely high pressure conditions. These coupon holders work with a variety of corrosion coupons, including rod (cylinder), flat (strip) single hole, flat (strip) dual hole, and disk, to measure the rate of corrosion within a pressurized process such as a pipeline.

### MODELS

STV-LP1-C | STV-LP2-C | STV-HP1-C | STV-HP2-C | STV-HP3-C | STV-XH1-C

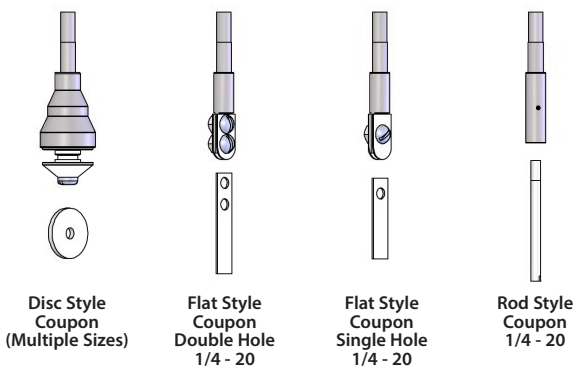
### BENEFITS

Saf-T-Vise coupon holders are hand insertable (low pressure) or mechanically insertable (high pressure) into your pressurized system. With a wide range of pressure ratings available, Saf-T-Vise coupon holders are the optimal choice for monitoring and protecting most pressurized applications. They can be mounted in any orientation with extended insertion lengths of up to 20 feet for hard-to-access application situations. Saf-T-Vise STV-T Series insertion tools are used for mechanically inserting the corrosion coupon rods.

### FEATURES

- Process pressure bleeder valve
- Integrated safety cap or chain, depending on model
- Designed and manufactured in accordance with ASME B31.3
- Canadian Registration Number available for most models
- Process wetted components comply with NACE MR0175/2009 and are suitable for service in hydrogen sulfide (H<sub>2</sub>S) environments

### STANDARD AVAILABLE TIPS



Disc Style Coupon  
(Multiple Sizes)

Flat Style Coupon  
Double Hole  
1/4 - 20

Flat Style Coupon  
Single Hole  
1/4 - 20

Rod Style Coupon  
1/4 - 20

Model and process connections can limit coupon choices—contact us if other coupon holder configurations are required

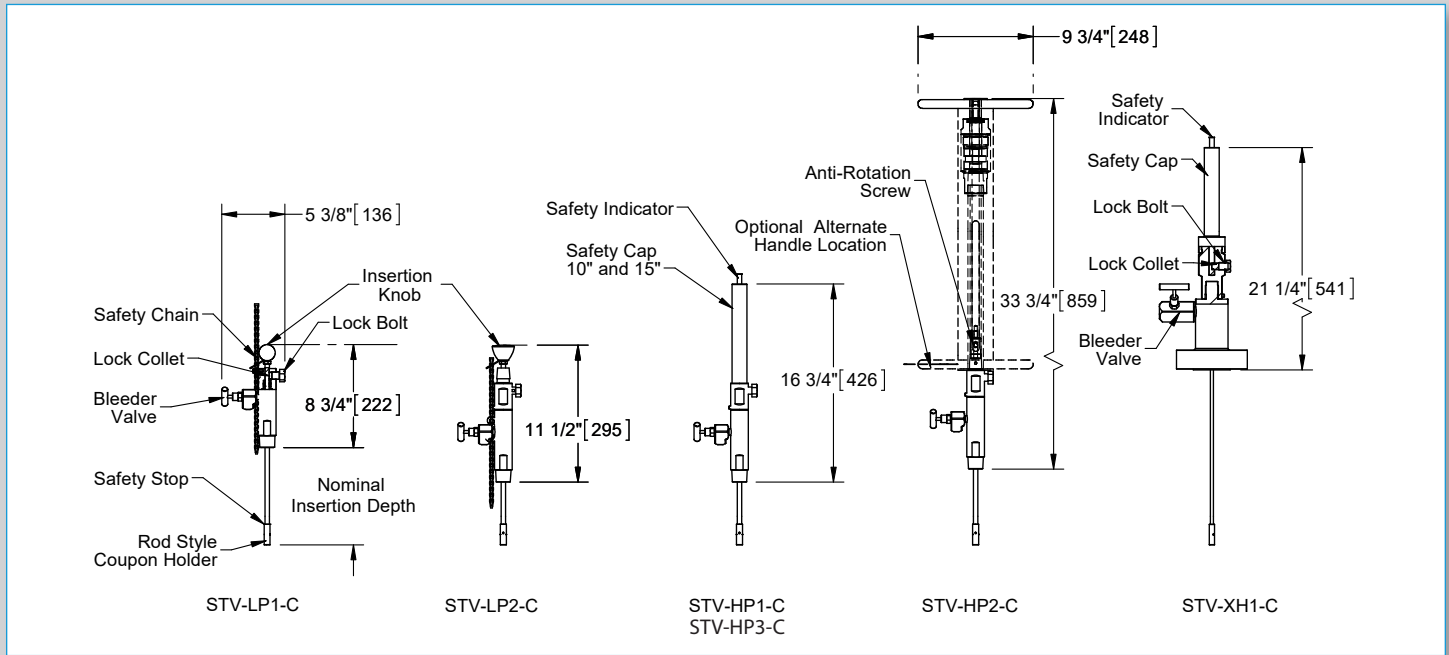


STV-HP1-C shown with  
rod style coupon holder



The engineering standards (ASME B 31.3), pressure testing procedures and traceability of materials of construction are PHMSA Mega Rule compliant.





**SPECIFICATIONS**

model	weight	materials	insertion pressure (MOP)	pressure rating (MAP)	seal material	process connection	insertion depth	rod/shaft OD
STV-LP1-C	4 - 7 lbs (1.8 - 3.2 kg)	316/316L SS	750 psi at 100°F (52 bar at 38°C)	2000 psi at 100°F (138 bar at 38°C)	PTFE min: 0°F/-18°C <sup>§</sup> max: 450°F/232°C	1 in MNPT	up to 29 in (0.7 m)	3/8 in
STV-LP2-C	10 - 35 lbs (4.5 - 16 kg)	316/316L SS (standard) Other Alloys available	1/4 in: 1000 psi at 100°F (69 bar at 38°C) 3/8 in: 750 psi at 100°F (52 bar at 38°C) 1/2 in: 420 psi at 100°F (29 bar at 38°C)	4000 psi at 100°F (275 bar at 38°C)	PTFE min: 0°F/-18°C <sup>§</sup> max: 450°F/232°C  Grafoil min: 0°F/-18°C <sup>§</sup> max: consult factory*	1/2 in MNPT 3/4 in MNPT 1 in MNPT 1 1/2 in MNPT 2 in MNPT or Flange	up to 6 ft (1.8 m)	1/4 in 3/8 in or 1/2 in
STV-HP1-C	10 - 45 lbs (4.5 - 20 kg)	316/316L SS (standard) Other Alloys available	5000 psi at 100°F (334 bar at 38°C)		PTFE min: 0°F/-18°C <sup>§</sup> max: 450°F/232°C  Grafoil min: 0°F/-18°C <sup>§</sup> max: consult factory*	1/2 in MNPT 3/4 in MNPT 1 in MNPT 1 1/2 in MNPT 2 in MNPT or Flange	up to 20 ft (6.1 m)	1/4 in 3/8 in or 1/2 in
STV-HP2-C	15 - 45 lbs (7 - 20 kg)	316/316L SS			PTFE min: 0°F/-18°C <sup>§</sup> max: 450°F/232°C  Grafoil min: 0°F/-18°C <sup>§</sup> max: consult factory*	3/4 in MNPT 1 in MNPT 1 1/2 in MNPT 2 in MNPT or Flange	3.5, 7.5, 13.5, 19.5, or 25.5 in (9, 19, 34, 50, or 65 cm)	1/4 in or 3/8 in
STV-HP3-C	10 - 45 lbs (4.5 - 20 kg)	316/316L SS (standard) Other Alloys available	7500 psi at 100°F (517 bar at 38°C)		PTFE min: 0°F/-18°C <sup>§</sup> max: 450°F/232°C  Grafoil min: 0°F/-18°C <sup>§</sup> max: consult factory*	1/2 in MNPT 3/4 in MNPT 1 in MNPT or Flange	up to 20 ft (6.1 m)	1/4 in or 3/8 in
STV-XH1-C	20 - 46 lb (9 - 21 kg)	410 SS (standard) Other Alloys available	10000 psi at 100°F (689 bar at 38°C)		PTFE min: 0°F/-18°C <sup>§</sup> max: 450°F/232°C	Flange	up to 20 in (51 cm)	1/4 in

\*Grafoil seals are available for higher temperature applications; contact factory for details.  
<sup>§</sup>316/316L (dual grade) stainless steel is dual certified to meet the mechanical properties of A479-316 at the low carbon content level of A479-316L  
 MAP: Maximum Allowable Pressure  
 MOP: Maximum Operating Pressure  
<sup>§</sup>Lower temperature ratings are possible; contact factory for details

[sentry-equip.com](http://sentry-equip.com)

966 Blue Ribbon Circle North, Oconomowoc, WI 53066 U.S.A. | +1-262-567-7256 | sales@sentry-equip.com

